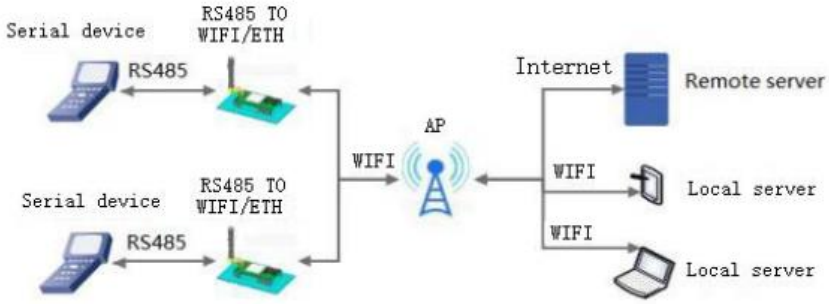

Figure STA mode

TX+/RX+ or D+ as alternative for B (high for mark i.e. idle)
TX−/RX− or D− as alternative for A (low for mark i.e. idle)

D- ⇔ A/T
D+ ⇔ B/R

12V=

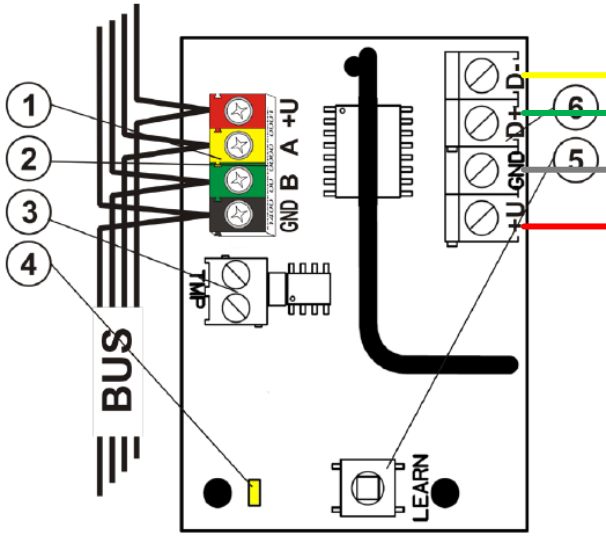



230V~

bbildung 1: 1 – BUS-Klemmen; 2 – Produktionscode (Aufkleber auf den BUS-Klemmen); 3 – TMP-Klemmen; 4 – gelbe LED; 5 – LEARN (Anmeldung) Taste (Sabotage – Feder ist enthalten); 6 – galvanisch getrennter RS-485 BUS-Ausgang